

Preparatory D (2014) ©

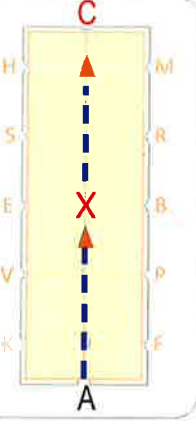
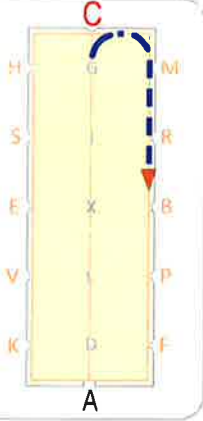
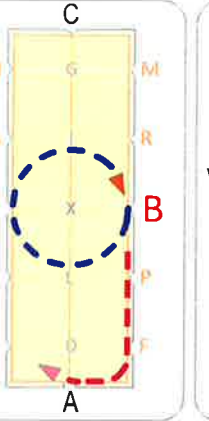
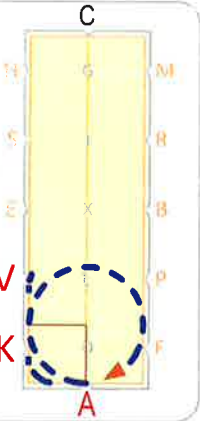

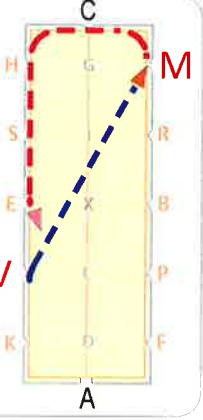
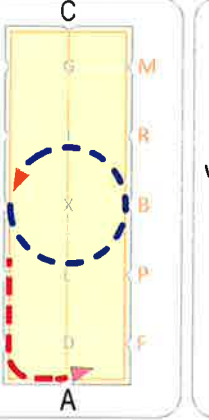
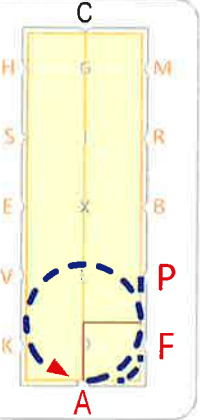

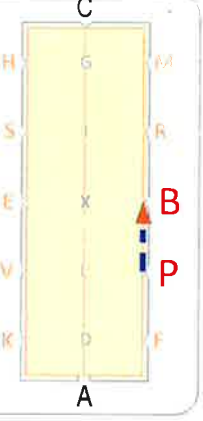
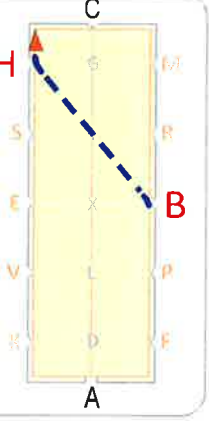
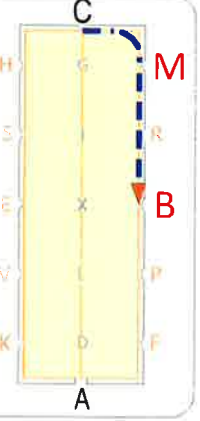
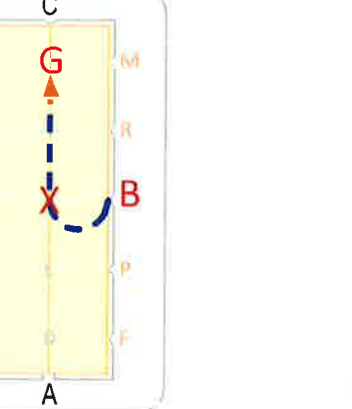
Equestrian Australia Dressage Test effective 1/1/14

All trot work is sitting or rising

Diagrams © courtesy Nick Stanford of The Dressage Directory. email : web@dressagedirectory.com

Diagrams are an indication only and should always be used in conjunction with the Official EA Test Sheets which take precedence

Time : 4.00 minutes
from entry at A to final halt

<p>1</p> <p>"A" Enter in working trot "X" Halt through medium walk Salute - Proceed in working trot</p> 	<p>2</p> <p>"C" Track right working trot</p> 	<p>3</p> <p>"B" Circle right 20m</p> 	<p>4</p> <p>"A" Circle right 20m developing working canter right lead in first quarter of the circle, Between AK Transition to working trot KV Working trot</p> 															
<p>5</p> <p>(Transition in and out of canter)</p> 	<p>6</p> <p>VM Change rein, working trot</p> 	<p>7</p> <p>"E" Circle left 20m</p> 	<p>8</p> <p>"A" Circle left 20m developing working canter left lead in first quarter of the circle, Between AF Transition to working trot FP Working trot</p> 															
<p>9</p> <p>Transition in and out of canter</p> 	<p>10</p> <p>Between P & B Medium walk</p> 	<p>11</p> <p>BH Free walk on a long rein "H" Medium walk</p> 	<p>12</p> <p>Between C & M Working trot to "B"</p> 															
<p>Collective Marks</p> <table border="0"> <tr><td>Paces</td><td>10 x 1</td></tr> <tr><td>Impulsion</td><td>10 x 1</td></tr> <tr><td>Submission</td><td>10 x 2</td></tr> <tr><td>Rider's Position</td><td>10 x 2</td></tr> </table> <p>Course Errors</p> <table border="0"> <tr><td>1st</td><td>- 2</td></tr> <tr><td>2nd</td><td>- 4 (= - 6)</td></tr> <tr><td>3rd</td><td>Elimination</td></tr> </table>		Paces	10 x 1	Impulsion	10 x 1	Submission	10 x 2	Rider's Position	10 x 2	1st	- 2	2nd	- 4 (= - 6)	3rd	Elimination	<p>13</p> <p>"B" Half 10m circle "X" Down the centre line "G" Halt through medium walk Immobility, Salute</p> 		<p>Instructions</p> <p>To be ridden in an ordinary snaffle</p> <p>Transitions into and out of the halt may be made through the walk.</p> <p>Riders are urged to read Section 11 - Notes for Competitors in the EA rule book</p>
Paces	10 x 1																	
Impulsion	10 x 1																	
Submission	10 x 2																	
Rider's Position	10 x 2																	
1st	- 2																	
2nd	- 4 (= - 6)																	
3rd	Elimination																	

Leave arena in walk on a long rein at A

1	A	Enter in working trot
	X	Halt through medium walk Salute-Proceed in working trot
2	C	Track right working trot
3	B	Circle right 20m
4	A	Circle right 20m developing working canter right lead in first quarter of the circle
	Between	
	AK	Transition to working trot
	KV	Working trot
6	VM	Change rein, working trot
7	E	Circle left 20m
8	A	Circle left 20m developing working canter left lead in first quarter of the circle,
	Between	
	AF	Transition to working trot
	FP	Working trot
10	Between	
	P & B	Medium walk
11	BH	Free walk on along rein
	H	Medium walk
12	Between	
	C & M	Working trot to B
13	B	Half 10m circle
	X	Down the centre line
	G	Halt through medium walk Immobility, Salute

Leave arena in walk on long rein at A