

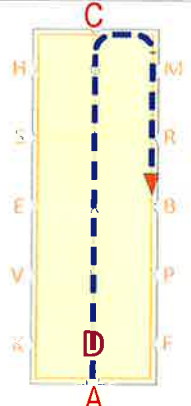
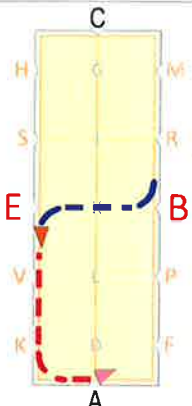
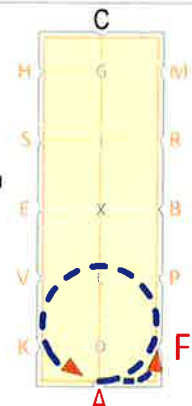
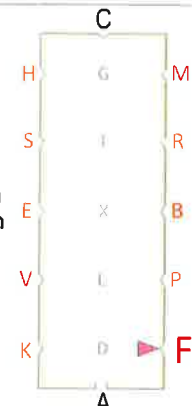
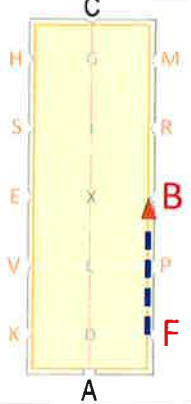
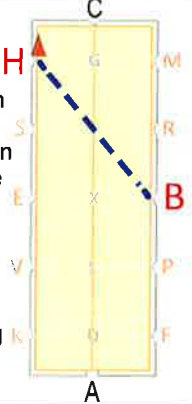
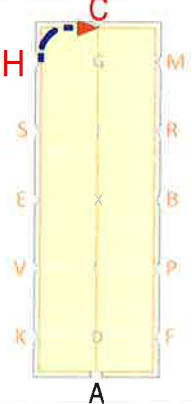
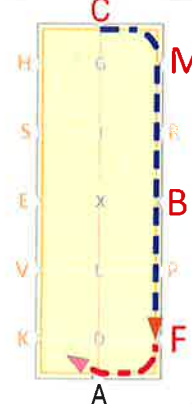
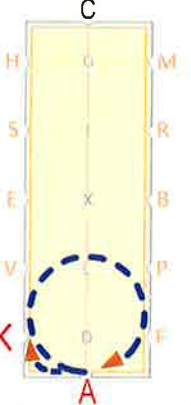
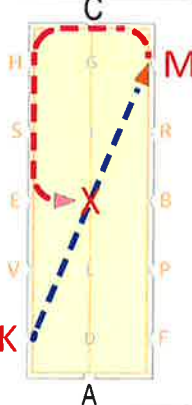
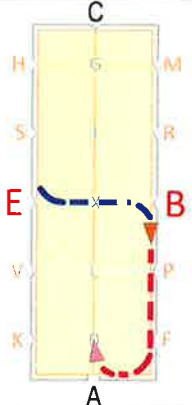
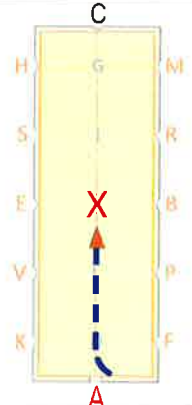
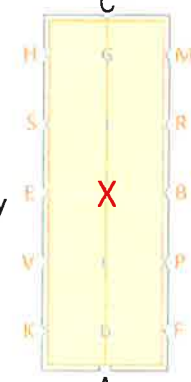
# Preparatory A (2014) ©

Equestrian Australia Dressage Test effective 1/1/14

All trot work is sitting or rising

Diagrams © courtesy Nick Stanford of The Dressage Directory. email : web@dressagedirectory.com  
Diagrams are an indication only and should always be used in conjunction with the Official EA Test Sheets which take precedence

Time : 3.45 minutes from entry at A to final halt

<p><b>1</b></p> <p>"A" Enter in medium walk</p> <p>"D" Working trot</p> <p>"C" Track right</p> 	<p><b>2</b></p> <p>"B" Turn right</p> <p>"E" Track left</p> 	<p><b>3</b></p> <p>"A" Circle left 20m diameter in working trot</p> <p>AF Working trot</p> 	<p><b>4</b></p> <p>"F" Transition to medium walk</p> 														
<p><b>5</b></p> <p>FB Medium walk</p> 	<p><b>6</b></p> <p>BH Change rein in free walk on a long rein allowing the horse to lower and stretch out head and neck whilst maintaining contact</p> 	<p><b>7</b></p> <p>Between HC Retake the reins and proceed in medium walk</p> <p>"C" Working trot</p> 	<p><b>8</b></p> <p>CMBF Working trot</p> 														
<p><b>9</b></p> <p>"A" Circle right 20m diameter in working trot</p> <p>AK Working trot</p> 	<p><b>10</b></p> <p>KXM Change rein</p> 	<p><b>11</b></p> <p>"E" Turn left</p> <p>"B" Track right</p> 	<p><b>12</b></p> <p>"A" Down centreline</p> <p>Before "X" Medium walk</p> 														
<p><b>Collective Marks</b></p> <table border="0"> <tr><td>Paces</td><td>10 x 1</td></tr> <tr><td>Impulsion</td><td>10 x 1</td></tr> <tr><td>Submission</td><td>10 x 2</td></tr> <tr><td>Rider's Position</td><td>10 x 2</td></tr> </table> <p><b>Course Errors</b></p> <table border="0"> <tr><td>1st</td><td>- 2</td></tr> <tr><td>2nd</td><td>- 4 (= - 6)</td></tr> <tr><td>3rd</td><td>Elimination</td></tr> </table>		Paces	10 x 1	Impulsion	10 x 1	Submission	10 x 2	Rider's Position	10 x 2	1st	- 2	2nd	- 4 (= - 6)	3rd	Elimination	<p><b>13</b></p> <p>"X" Halt-Immobility -Salute</p> 	<p><b>Instructions</b></p> <p>To be ridden in an ordinary snaffle</p> <p>Transitions into and out of the halt may be made through the walk.</p> <p>Riders are urged to read Section 11 - Notes for Competitors in the EA rule book</p>
Paces	10 x 1																
Impulsion	10 x 1																
Submission	10 x 2																
Rider's Position	10 x 2																
1st	- 2																
2nd	- 4 (= - 6)																
3rd	Elimination																

**Leave arena in walk on a long rein at A**



EQUESTRIAN  
AUSTRALIA

# Preparatory A ©

Effective 1/1/14

Caller Sheet courtesy of Nick Stanford of The Dressage Directory©2013. E-mail: web@dressagedirectory.com  
Caller Sheets should always be used in conjunction with the Official EA Test Sheets which take precedence.

- |    |         |  |
|----|---------|--|
| 1  | A       | Enter in medium walk   |
|    | D       | Working trot   |
|    | C       | Track right  |
| 2  | B       | Turn right   |
|    | E       | Track left   |
| 3  | A       | Circle left 20m diameter in working trot   |
|    | AF      | Working trot   |
| 5  | FB      | Medium walk  |
| 6  | BH      | Change rein in free walk on a long rein<br>allowing the horse to lower and stretch<br>out head and neck whilst maintaining contact |
|    |         |  |
| 7  | Between |  |
|    | HC      | Retake the reins and proceed in medium walk  |
|    | C       | Working trot   |
| 8  | CMBF    | Working trot   |
| 9  | A       | Circle right 20m diameter in working trot  |
|    | AK      | Working trot   |
| 10 | KXM     | Change rein  |
| 11 | E       | Turn left  |
|    | B       | Track right  |
| 12 | A       | Down centreline  |
|    |         |  |
| 13 | Before  |  |
|    | X       | Medium walk  |
|    | X       | Halt-Immobility-Salute   |

***Leave arena in walk on long rein at A***