










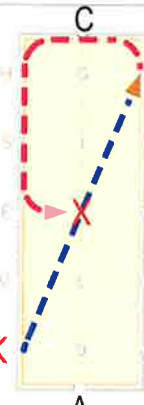



Preparatory A (2014) ©

Equestrian Australia Dressage Test effective 1/1/14

All trot work is sitting or rising

Diagrams © courtesy Nick Stanford of The Dressage Directory. email : web@dressagedirectory.com
Diagrams are an indication only and should always be used in conjunction with the Official EA Test Sheets which take precedence

Time : 3.45 minutes from entry at A to final halt

<p>1</p> <p>"A" Enter in medium walk</p> <p>"D" Working trot</p> <p>"C" Track right</p> 	<p>2</p> <p>"B" Turn right</p> <p>"E" Track left</p> 	<p>3</p> <p>"A" Circle left 20m diameter in working trot</p> <p>AF Working trot</p> 	<p>4</p> <p>"F" Transition to medium walk</p> 															
<p>5</p> <p>FB Medium walk</p> 	<p>6</p> <p>BH Change rein in free walk on a long rein allowing the horse to lower and stretch out head and neck whilst maintaining contact</p> 	<p>7</p> <p>Between HC Retake the reins and proceed in medium walk</p> <p>"C" Working trot</p> 	<p>8</p> <p>CMBF Working trot</p> 															
<p>9</p> <p>"A" Circle right 20m diameter in working trot</p> <p>AK Working trot</p> 	<p>10</p> <p>KXM Change rein</p> 	<p>11</p> <p>"E" Turn left</p> <p>"B" Track right</p> 	<p>12</p> <p>"A" Down centreline</p> <p>Before "X" Medium walk</p> 															
<p>Collective Marks</p> <table border="0"> <tr><td>Paces</td><td>10 x 1</td></tr> <tr><td>Impulsion</td><td>10 x 1</td></tr> <tr><td>Submission</td><td>10 x 2</td></tr> <tr><td>Rider's Position</td><td>10 x 2</td></tr> </table> <p>Course Errors</p> <table border="0"> <tr><td>1st</td><td>- 2</td></tr> <tr><td>2nd</td><td>- 4 (= - 6)</td></tr> <tr><td>3rd</td><td>Elimination</td></tr> </table>		Paces	10 x 1	Impulsion	10 x 1	Submission	10 x 2	Rider's Position	10 x 2	1st	- 2	2nd	- 4 (= - 6)	3rd	Elimination	<p>13</p> <p>"X" Halt-Immobility-Salute</p> 	<p>Instructions</p> <p>To be ridden in an ordinary snaffle</p> <p>Transitions into and out of the halt may be made through the walk.</p> <p>Riders are urged to read Section 11 - Notes for Competitors in the EA rule book</p>	
Paces	10 x 1																	
Impulsion	10 x 1																	
Submission	10 x 2																	
Rider's Position	10 x 2																	
1st	- 2																	
2nd	- 4 (= - 6)																	
3rd	Elimination																	

Leave arena in walk on a long rein at A



EQUESTRIAN
AUSTRALIA

Preparatory A ©

Effective 1/1/14

Caller Sheet courtesy of Nick Stanford of The Dressage Directory©2013. E-mail: web@dressagedirectory.com
Caller Sheets should always be used in conjunction with the Official EA Test Sheets which take precedence.

1	A	Enter in medium walk
	D	Working trot
	C	Track right
2	B	Turn right
	E	Track left
3	A	Circle left 20m diameter in working trot
	AF	Working trot
5	FB	Medium walk
6	BH	Change rein in free walk on a long rein allowing the horse to lower and stretch out head and neck whilst maintaining contact
7	Between	
	HC	Retake the reins and proceed in medium walk
	C	Working trot
8	CMBF	Working trot
9	A	Circle right 20m diameter in working trot
	AK	Working trot
10	KXM	Change rein
11	E	Turn left
	B	Track right
12	A	Down centreline
13	Before	
	X	Medium walk
	X	Halt-Immobility-Salute

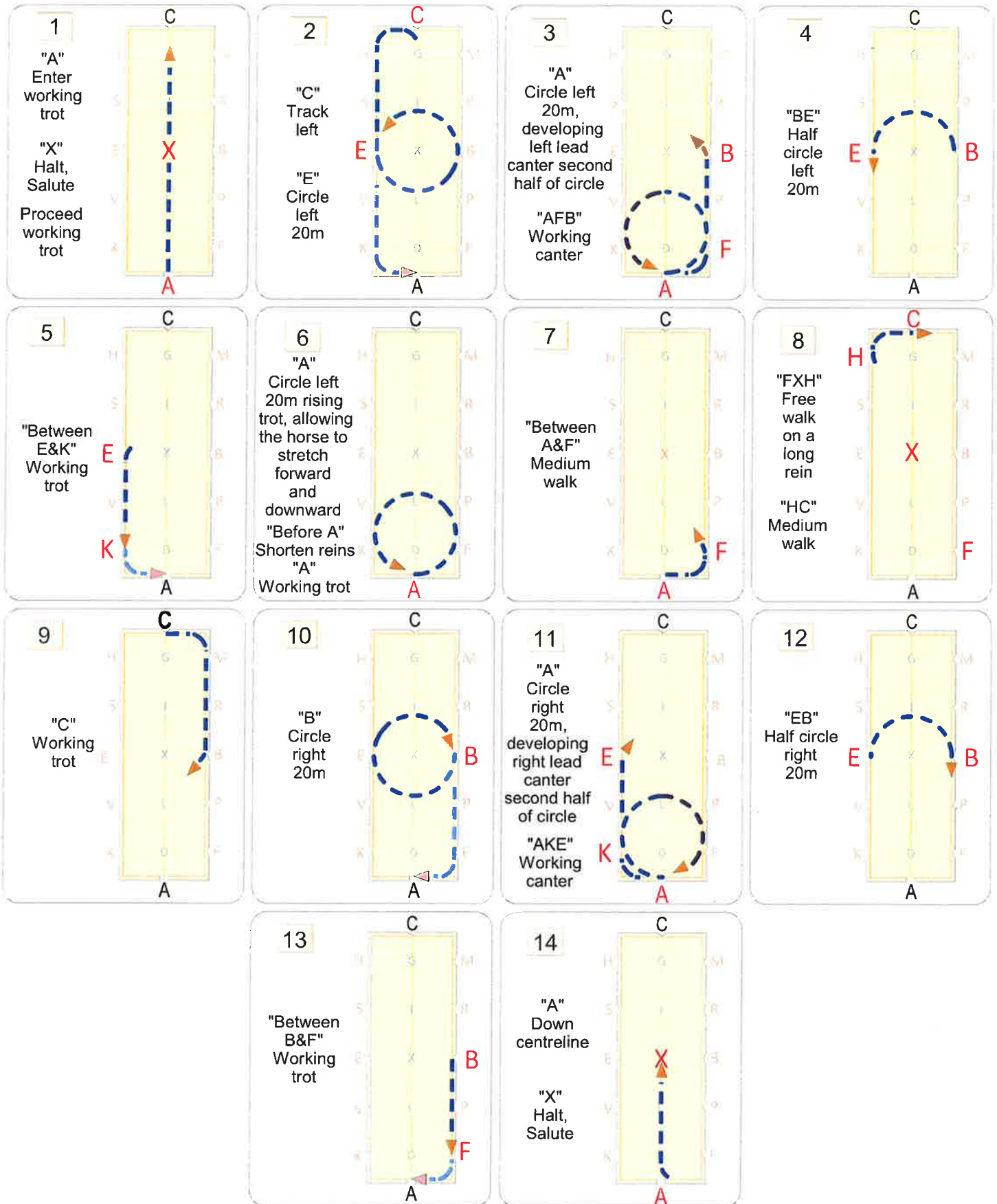
Leave arena in walk on long rein at A

© 2013 Equestrian Australia (EA)

Reprinted with the permission of the EA. All rights reserved.

Format © 2013 The Dressage Directory / www.dressage.net.au. The Dressage Directory is not responsible for any errors or omissions

Diagrams © courtesy Nick Stanford of The Dressage Directory.
Diagrams are an indication only and should always be used in conjunction with the Official EA Test Sheets which take precedence.



Leave arena in walk on a long rein at A



EQUESTRIAN
AUSTRALIA

Preliminary 1:1 ©

Effective 1/1/14

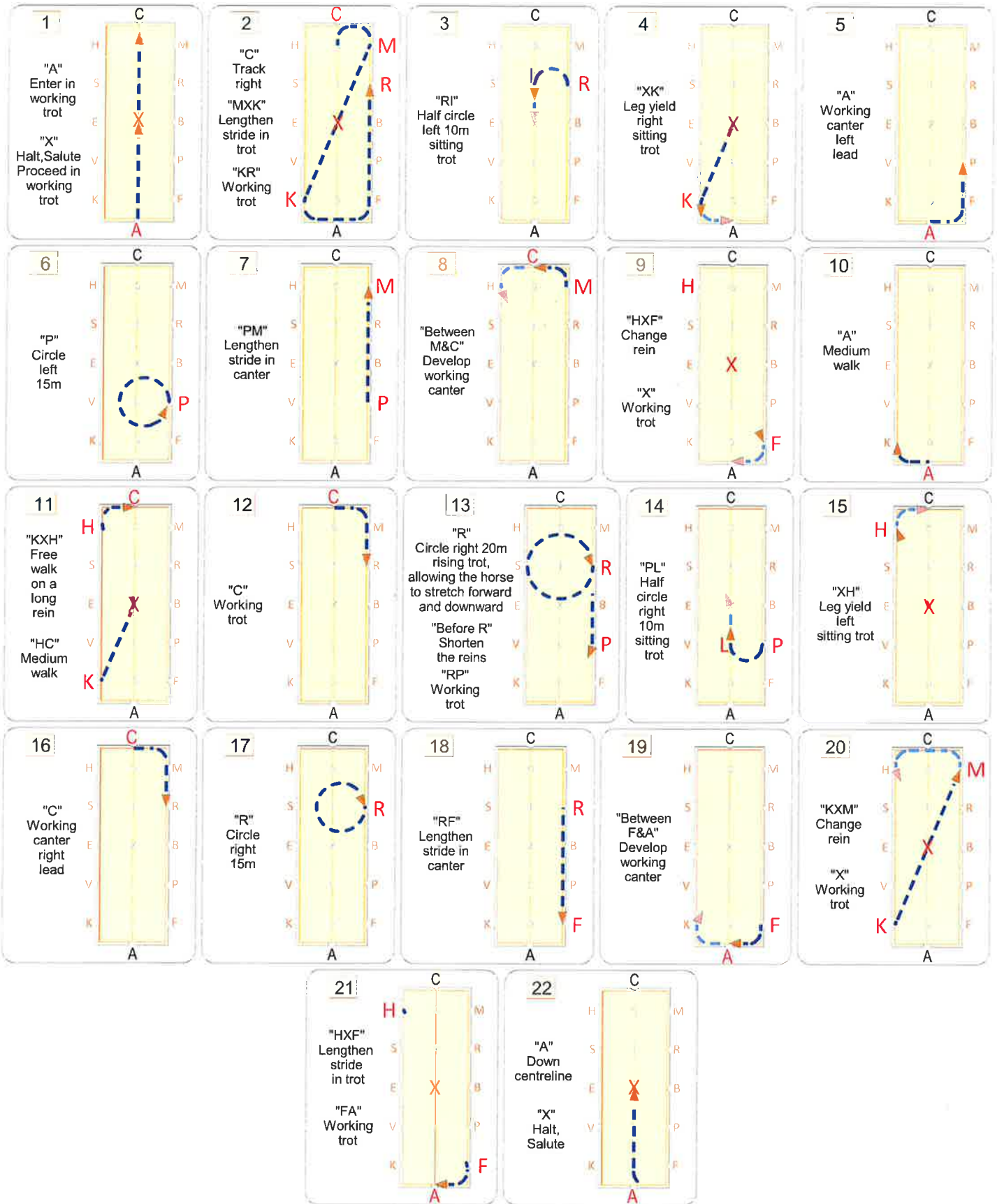


Caller Sheet courtesy of Nick Stanford of The Dressage Directory©2013, E-mail: web@dressagedirectory.com
Caller Sheets should always be used in conjunction with the Official EA Test Sheets which take precedence.

- | | | |
|----|--------------------|---|
| 1 | A
X | Enter in working trot
Halt, Salute
Proceed in working trot |
| 2 | C
E | Track Left
Circle left 20m |
| 3 | A
AFB | Circle left 20m, developing left lead
canter second half of circle
Working canter |
| 4 | BE | Half circle left 20m |
| 5 | Between
E&K | Working trot |
| 6 | A
Before A
A | Circle left 20m rising trot, allowing the horse
to stretch forward and downward
Shorten the reins
Working trot |
| 7 | Between
A&F | Medium walk |
| 8 | FXH
HC | Free walk on a long rein
Medium walk |
| 9 | C | Working trot |
| 10 | B | Circle right 20m |
| 11 | A
AKE | Circle right 20m, developing right lead
canter second half of circle
Working canter |
| 12 | EB | Half circle right 20m |
| 13 | Between
B&F | Working trot |
| 14 | A
X | Down Centreline
Halt, Salute |

Leave arena in walk on long rein at A

Diagrams © courtesy Nick Stanford of The Dressage Directory.
Diagrams are an indication only and should always be used in conjunction with the Official EA Test Sheets which take precedence.



Leave arena in walk on a long rein at A

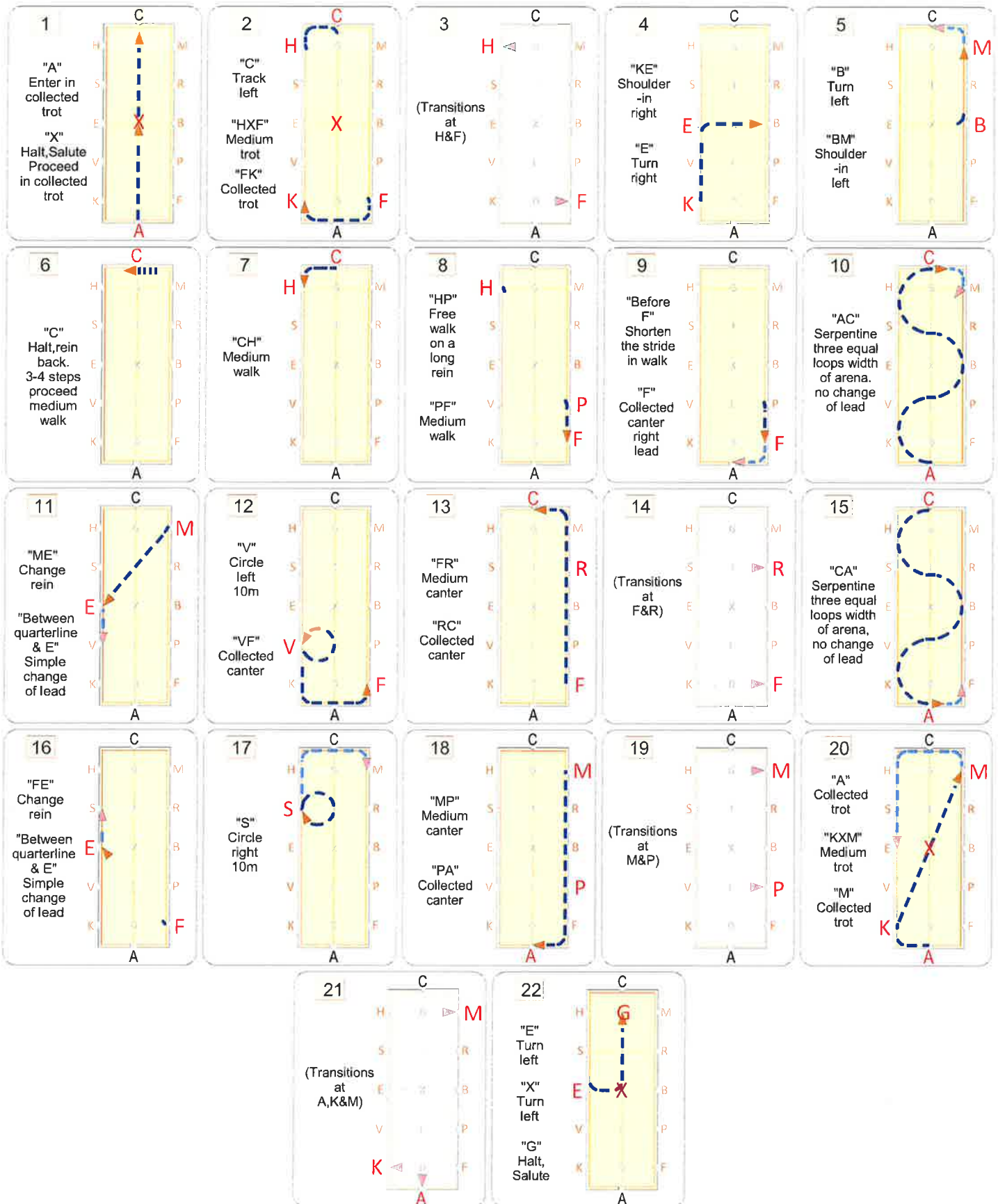
1	A X	Enter in working trot Halt, Salute Proceed in working trot
2	C MXK KR	Track right Lengthen stride in trot Working trot
3	RI	Half circle left 10m sitting trot
4	XK	Leg yield right sitting trot
5	A	Working canter left lead
6	P	Circle left 15m
7	PM	Lengthen stride in canter
8	Between M&C	Develop working canter
9	HXF X	Change rein Working trot
10	A	Medium walk
11	KXH HC	Free walk on a long rein Medium walk
12	C	Working trot
13	R Before R RP	Circle right 20m rising trot, allowing the horse to stretch forward and downward Shorten the reins Working trot
14	PL	Half circle right 10m sitting trot
15	XH	Leg yield left sitting trot
16	C	Working canter right lead
17	R	Circle right 15m
18	RF	Lengthen stride in canter
19	Between F&A	Develop working canter
20	KXM X	Change rein Working trot
21	HXF FA	Lengthen stride in trot Working trot
22	A X	Down centreline Halt, Salute

Leave arena in walk on long rein at A

Elementary 3:1 ©

Equestrian Australia Dressage Test effective 1/1/14

Diagrams © courtesy Nick Stanford of The Dressage Directory.
Diagrams are an indication only and should always be used
in conjunction with the Official EA Test Sheets which take precedence.



Leave arena in walk on a long rein at A

1	A X	Enter in collected trot Halt, Salute Proceed in collected trot
2	C HXF FK	Track left Medium trot Collected trot
4	KE E	Shoulder-in right Turn right
5	B BM	Turn left Shoulder-in left
6	C	Halt, rein back 3 to 4 steps, proceed medium walk
7	CH	Medium walk
8	HP PF	Free walk on a long rein Medium walk
9	Before F F	Shorten the stride in walk Collected canter right lead
10	AC	Serpentine three equal loops width of arena, no change of lead
11	ME Between quarterline & E	Change rein Simple change of lead
12	V VF	Circle left 10m Collected canter
13	FR RC	Medium canter Collected canter
15	CA	Serpentine three equal loops width of arena, no change of lead
16	FE Between quarterline & E	Change rein Simple change of lead
17	S	Circle right 10m
18	MP PA	Medium canter Collected canter
20	A KXM M	Collected trot Medium trot Collected trot
22	E X G	Turn left Turn left Halt, Salute

Leave arena in walk on long rein at A